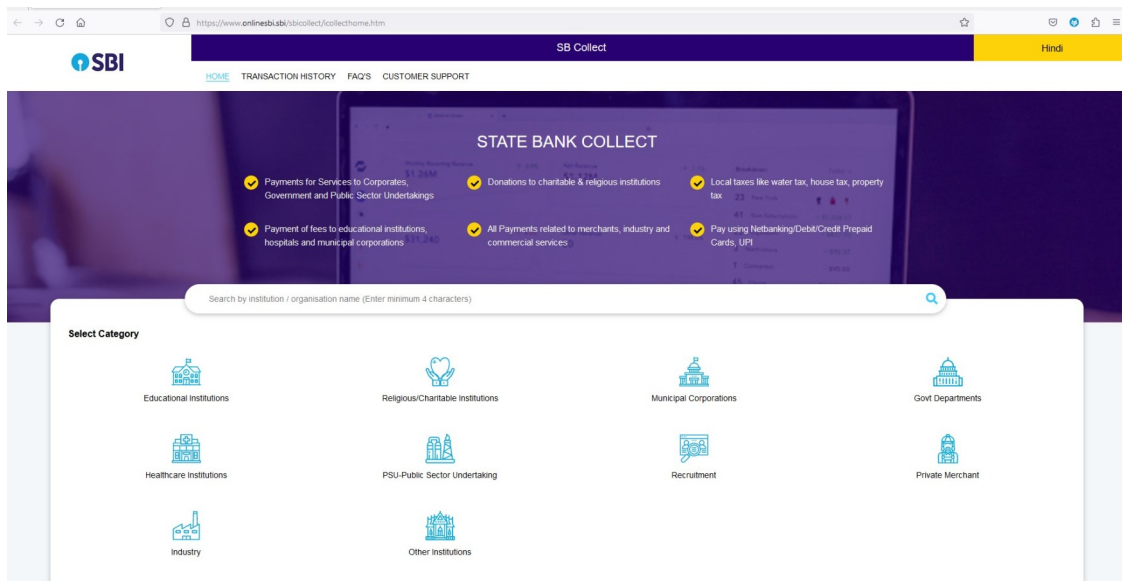


User Manual

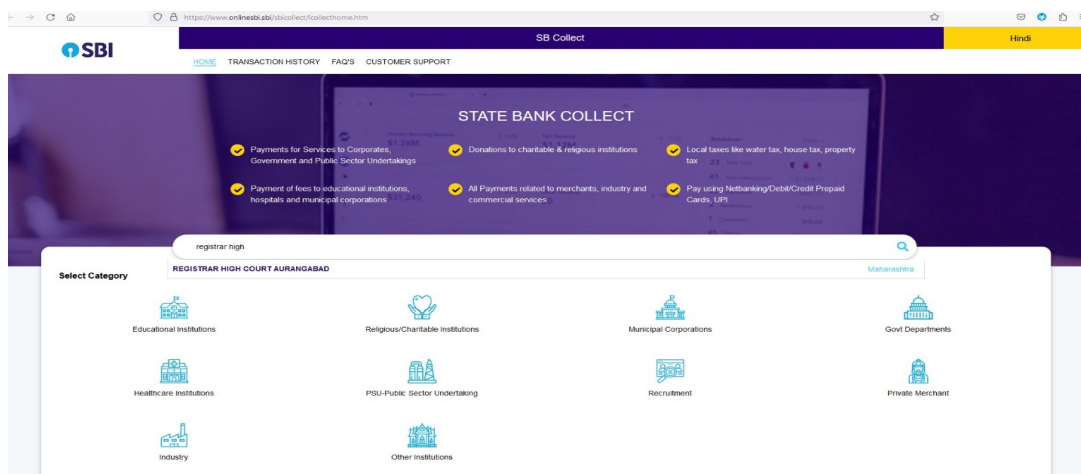
State Bank Collect, Online Payment facility:

1. Applicants are asked to go through the Instructions to the Candidate and Detailed Advertisement first, then Pay Non-Refundable Application fees through:

<https://www.onlinesbi.sbi/sbicollect/>




2. Please type "Registrar High Court Aurangabad" in the search box and click on the same.



3. Enter all required Details & Click “Next”.

Payment Progress

Select Payee Enter Payment Details Verify Payment Details Complete Payment Print Receipt

 REGISTRAR HIGH COURT AURANGABAD | HIGH COURT AURANGABAD, AURANGABAD 431005

Enter Payment Details

Payment Category: Recruitment Fees for the Post Personal Assistant

First Name *

Middle Name

Last Name *

Date of Birth * [dd/mm/yyyy]

Mobile Number *

Application Fee * 300 FixedRs_300

Remarks :

* Recruitment Fees for the Post Personal Assistant Aurangabad Bench

Enter Your Details

☒ Individual ☐ Organisation / Corporate

Name * [Name]

Date of Birth * [dd/mm/yyyy]

4. Choose details payment mode & verify payment.

Select Payee Enter Payment Details Verify Payment Details Complete Payment Print Receipt

Banking

State Bank of India Bank Charges: 11.0 [Click Here](#)

Other Banks Internet Banking Bank Charges: 11.7 [Click Here](#)

Payments

payment mode is not available between 23:30 hours IST and 00:30 hours IST

Rupay Debit Card Bank Charges: 0.0 [Click Here](#)

Credit Cards Bank Charges: 12.98 [Click Here](#)

Prepaid Cards (incl Rupay PPC) Bank Charges: 12.98 [Click Here](#)

Payment Modes

Branch Bank Charges: 19.0 [Click Here](#)

NEFT/RTGS Bank Charges: 15.0 [Click Here](#)

UPI is not available between 22:30 hours IST and 23:30 hours IST

UPI Bank Charges: 0.0 [Click Here](#)

5. Complete the payment.
6. Get the print out of the e-Receipt of fees paid at SBCollect. You may Note: SBCollect Reference Number (DU____) Printed on e-Receipt for future references etc.
